


# Show Jumping Qualification for European Hobbyhorse Championships

Published 12.1.2026

The presentation is an official IHHF  
verified qualification process for  
European Championships Show  
Jumping Qualification.



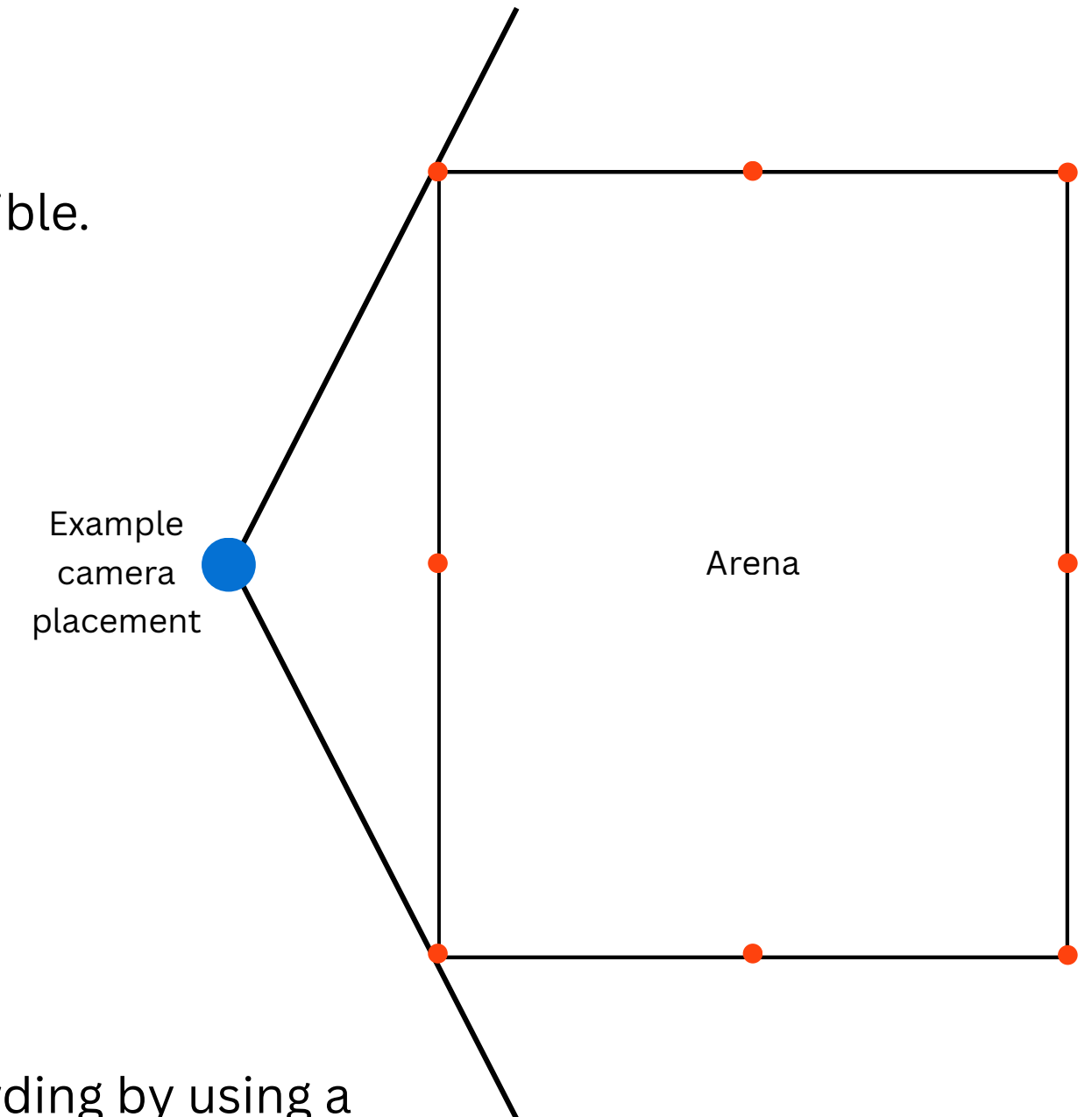
# Content

Video instructions	3
Building the course	4
Course plan	5
Evaluation method	6
Rewarding points	7
Optional Joker	8
Reasons for elimination	9-11

Please note, that if instructions are not followed, the participant will be eliminated.

# Video instructions

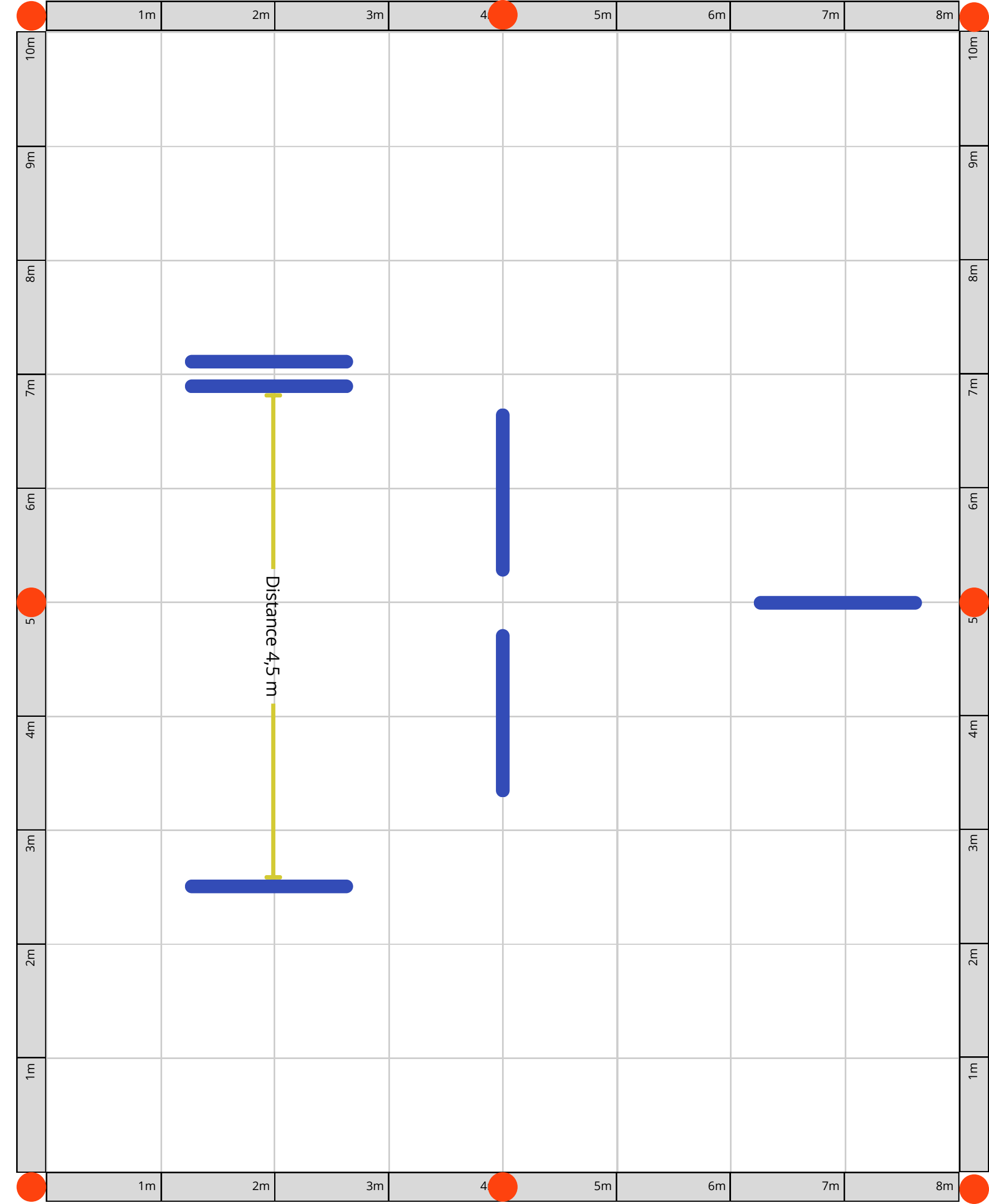
- Camera should be positioned so that the entire arena and all obstacles are visible.
- Camera must be on a camera stand, chair, etc.
  - Camera cannot be held by hand
  - Camera cannot be following the participant.
- Participant must be seen throughout the whole video.
- Video must be uncut.
- Video length max. 3 minutes.
- Sound must be turned on.
- Spectators, coach, parents etc. must stay silent during the video.
- Obstacle height must be clearly verified on video at the beginning of the recording by using a measuring tool or measuring stick showing the required height. The measuring tool must then be shown next to each obstacle to confirm that all obstacles meet the required height.
- Participant can try again as many times as they want, but only one performance must be shown on the video.



# Building the course

Arena's size 10 x 8 m.

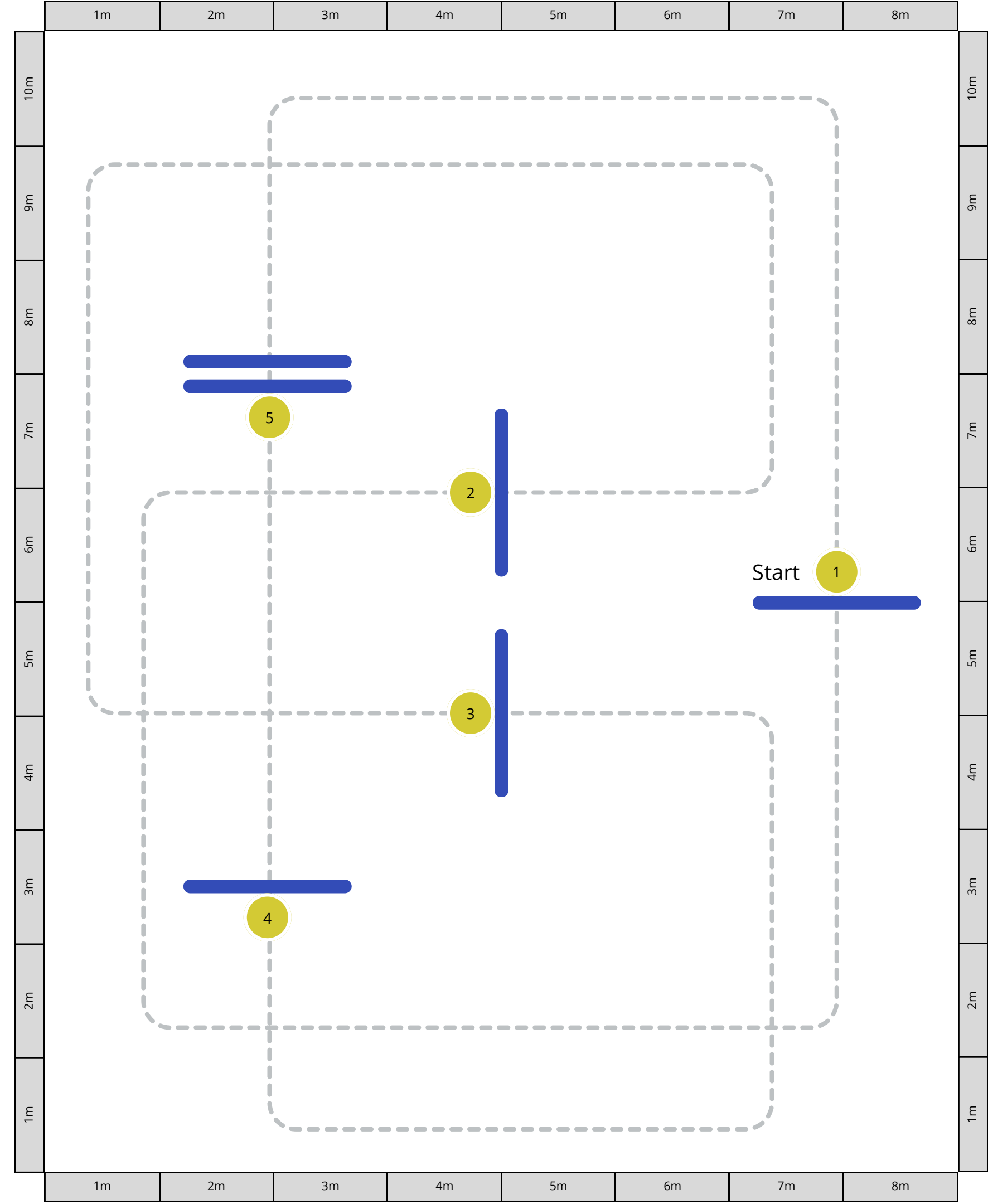
- Arena is marked with ● items that all has to be seen on video.
- The obstacles must be placed by the course plan, following the sizing instructions.
  - Obstacles width can be different from original course plan.
- 6 obstacles needed in total to create the course.
  - 4 fences
  - 1 oxer
- The height must be in
  - Open: 110 cm
  - Junior: 90 cm



# Course plan

Course should be executed along the given course plan. Other roads or cuts will lead to disqualification.

- The course consists of 5 obstacles forming a loop.
- Obstacle 5 is an oxer (35 cm depth measured from booms).
- The course must be ridden continually until the maximum time of 45 seconds is reached.
- If participant drops a fence, the obstacle fixer can right away fix the fence/fences so participant can continue the performance.
  - The performance must continue non-stop although the obstacle/obstacles falls.



# Evaluation method

Evaluation is based on the points awarded for how many clear jumps participant can perform in given time of 45 seconds.

- **Endurance** is measured by the total number of clear jumps within the time limit.
- The longest streak rewards **consistency**.
- Optional Joker rewards **risk taking**.

- The performance ends when the maximum time of 45 seconds is reached.
- Time starts when taking-off on first obstacle.
- If time ends when participant has already attempted to start taking off when jumping the obstacle, it counts as part of the performance.

# Rewarding points

## Base points

- Each clear jump awards 2 points.

## Bonus points for longest clear streak

- Participant receives 2 bonus points for each jump in their longest consecutive clear jump streak.
- These bonus points are added to the rider's base points to determine the total score.

If there is a tie in total points, the longest clear streak will decide the winner.

For example

*Participant A gets*

***12 clear jumps,***

***9 jumps for longest clear streak.***

*Rewarding points:*

*12 clear jumps \* 2 points = 24 points*

*9 jumps for longest clear streak \* 2 points = 18 points*

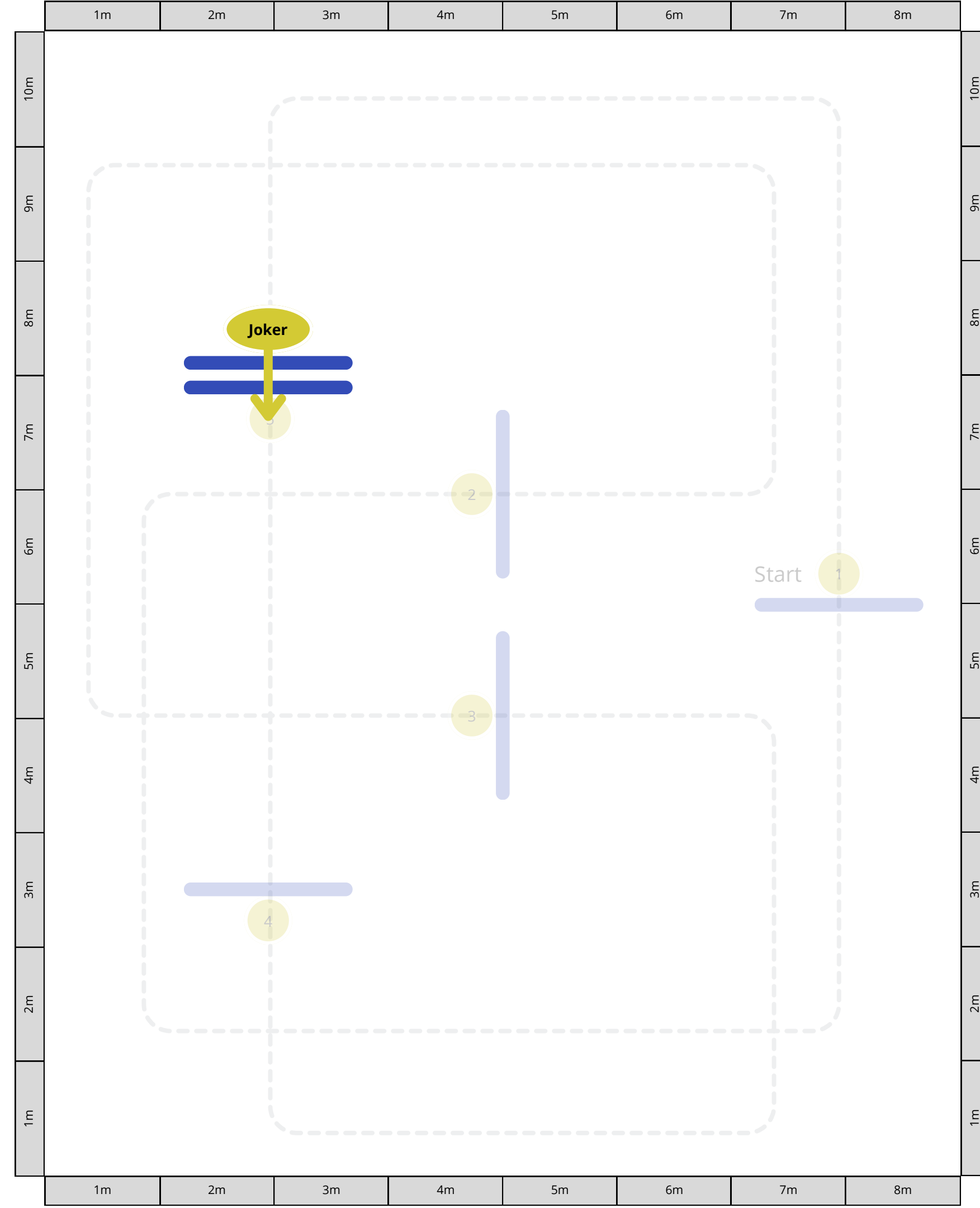
***Participant A gets total of 42 points.***

# Optional Joker

At the end of the performance, when the 45-second maximum time has ended, the participant may jump an optional oxer obstacle named Joker.

- Clear jump awards 1 point
- Dropping the obstacle takes away 1 point
- The joker can only be jumped once, immediately after the main performance ends, without delay or change to trot or walk.

Joker is **entirely optional** and for the participant to decide whether to jump it or not.





# Reasons for elimination

A participant will be eliminated if any of the following apply:

## Arena and course setup

- Arena size is not 10 × 8 m or cannot be verified from the video
- Arena markings are missing or not clearly visible
- Obstacles are not placed according to the course plan
- Incorrect type of obstacles are used
- Obstacle height does not meet class requirements
- Oxer does not meet the required depth specifications

## Identification and fairness

- The participant is not clearly identifiable for the entire performance
- Someone else performs the course on behalf of the participant
- Instructions, counting, coaching, or assistance are heard during the video

## Video and camera

- The entire arena and all obstacles are not visible throughout the performance
- The camera is handheld, follows the participant, or is moved during the video
- The video is cut, edited, paused, or sped up
- The video length exceeds 3 minutes
- The video does not show at least 5 seconds before and after the performance
- Sound is turned off or is not clearly audible

# Reasons for elimination

**Unsportsmanlike behavior**, such as throwing a hobbyhorse or other objects, displaying aggression, or engaging in bullying, is not tolerated. In cases of repeated or severe misconduct, the jury or competition organizer may, at their discretion, prohibit the athlete from participating in any further classes in the same competition.

The following are considered as elimination.

1. An extra circle at any point of the course for any reason.
2. The athlete goes around the obstacle they jumped the last.

The following are considered to result in wrong path.

1. The athlete is not following the predetermined route in the course plan.
2. The athlete jumps the obstacles in wrong order or from wrong direction.
3. The athlete jumps an obstacle that is not part of the course.
4. The athlete does not jump an obstacle that is part of the course.

The following are considered as refusal.

1. The athlete stops in front of the obstacle or passes beside it without jumping. In this case, the athlete must immediately attempt the jump again.

# Reasons for elimination

1. Second disobedience
2. One or both hands detach from the reins a second time
3. The athlete's hand is detached from the reins throughout the course
4. Falling
5. Obvious lameness or other injury in the middle of the course or at the end of the performance
6. Third (3) break of canter (trotting/running) during the course
7. Trotting (running) the entire course
10. Jumping the wrong obstacle or jumping the obstacle from the wrong direction
12. Hobbyhorse disintegration, such as the head coming off the stick
13. Violation of equipment requirements
15. Destroying, jumping an obstacle without permission or moving obstacles
16. Interfering with another competitor
17. Participating in an age-restricted class without being applicable
18. Leaving or stepping out of the course area during performance
23. Riding through an obstacle a second time
24. The athlete jumps an obstacle that is being repaired
24. The athlete receives unauthorized assistance

**Best of luck**  
in the qualification!

If there are any questions regarding  
the qualifications, please do  
contact through [info@ehhch.com](mailto:info@ehhch.com)

